

Battery-free Wireless Pushbuttons

The DUX transmitter modules enable the implementation of battery-free radio transmission of a pushbutton signal, particularly in the building and industrial automation, automotive industry and others. The required energy is provided by an electrodynamic power generator using the energy of the key travel (energy harvesting).

The module complies with the R & TTEU Directive on wireless transmission equipment.

The transmitter module is licensed under





Battery-free Wireless Modules

Illustration

Description

Type



**Battery-free Radio Contact Block (868.3 MHz)
for actuators with 16mm bayonet**

- no extra power supply necessary
- no additional wiring and cable routing
- based on EnOcean protocol
- easy programming of receiver
- combinable with pushbutton and 2-position selector heads and key actuators
- operating temperature: -25°C ... 65°C

colour

green

DFA16



**Battery-free Radio Contact Block (868.3 MHz)
for actuators with 22mm bayonet**

- no extra power supply necessary
- no additional wiring and cable routing
- based on EnOcean protocol
- easy programming of receiver
- combinable with pushbutton and 2-position selector heads and key actuators
- operating temperature: -25°C ... 65°C

colour

green

DFA22



Battery-free Radio Limit Switch 868.3 MHz

deliverable with different actuators

- no extra power supply necessary
- no additional wiring and cable routing
- based on EnOcean protocol
- easy programming of receiver
- operating temperature: -25°C ... 65°C

colour

green

EK-FA-KRHV



About Us

Control Units

Panel Mount Jacks

Bus Technology




Enclosures

Terminal Blocks

Pedal Switches

Limit Switches

Type Index

Illustration	Description	Type
	<p>1-Channel Wireless Receiver 8V - 24V for flush mounting</p> <ul style="list-style-type: none"> - Operating voltage: 8V-24V DC - No. of channels (relay outputs): 1 (potential-free) - No. of transmitters: 35 - max. switching current 12V/24V DC: 8 A - Load specifications acc. to EN 60669-2-1: max. 2000 W, at filament lamp load - Rated switching capacity per contact: 16A/250V AC - Standby loss: 0.3W - 0.9W - Ambient temperature at mounting location: -20°C...+50°C - Relative humidity: annual average value <75% - Operating cycles: 1000/h - Life at rated load, cos phi =1: 100.000 switching cycles - or filament lamp 500W at 100/h - IP protection: enclosure/connections: IP30/IP20 - Switching functions: momentary or latching; optionally with release delay - Connectivity technology: screw-type 4mm² - Mounting: flush mounting - Dimensions: 45mm long, 45mm wide, 33mm deep - Repeater function can be activated as required 	S_FSR61_8-24VUC
	<p>1-Channel Wireless Receiver 230V for flush mounting</p> <ul style="list-style-type: none"> - Operating voltage: 230V AC 50 Hz - No. of channels (relay outputs): 1 (potential-free) - No. of transmitters: 35 - max. switching current 12V/24V DC: 8 A - Load specifications acc. to EN 60669-2-1: max. 2000 W, at filament lamp load - Rated switching capacity per contact: 16A/250V AC - Standby loss: 0.3W - 0.9W - Ambient temperature at mounting location: -20°C...+50°C - Relative humidity: annual average value <75% - Operating cycles: 1000/h - Life at rated load, cos phi =1: 100.000 switching cycles - or filament lamp 500W at 100/h - IP protection: enclosure/connections: IP30/IP20 - Switching functions: momentary or latching; optionally with release delay - Connectivity technology: screw-type 4mm² - Mounting: flush mounting - Dimensions: 45mm long, 45mm wide, 33mm deep - Repeater function can be activated as required 	S_FSR61_230V
	<p>Wireless Antenna Module - expandable radio receiver</p> <ul style="list-style-type: none"> - Antenna included - Power supply: 230V AC 50HZ - Operating voltage: 12V DC 1A (integrated switching power supply) - Number of channels (relay outputs): max. 128 - Protocol: EnOcean 868.3 MHz - Mounting: DIN rail EN 60715 TH35 - Dimensions: 36mm wide, 58mm deep - IP Protection: enclosure/connections: IP50/IP 20 - Ambient temperature at mounting location: -20°C...+50°C - Storage temperature: -25°C up to +70°C - Relative humidity: annual average value <75% <p>The S_FAM14 is a receiver with integrated switching power supply. The RS485 bus actuators (S_FSR14-2x) are not included in delivery. At a load exceeding 50% of the rated capacity of 12 W, a ventilation clearance of half of module must be maintained on the left side by using the spacer S_DS14.</p>	S_FAM14

Illustration

Description

Type



RS485 Bus Actuator

S_FSR14-2x

- up to 118 wireless transmitters per channel
- Rotary switch for teaching-in the transmitters
- Simultaneous latching and momentary function possible with different transmitters
- LED signalling to assist teaching-in procedure
- No. of channels (relay outputs): 2 (potential-free)
- No. of receive channels: 120
- Max. switching current: 12V/24V DC (per channel): 8 A
- Load specifications acc. to EN 60669-2-1: max. 2000 W, at filament lamp load
- Rated switching capacity per contact: 16A/250V AC
- Standby loss: 0.05W-0.5W
- Ambient temperature at mounting location: -20°C...+50°C
- Relative humidity: annual average value <75%
- Life at rated load, cos phi = 1: 100.000 switching cycles
- Filament lamp 500W at 100/h
- IP protection: enclosure/connections: IP50/IP20
- Switching functions: momentary/latching - optionally with release delay
- Connectivity technology: screw-type 6mm²
- Mounting: DIN rail EN 60715 TH35
- Dimensions: 18mm wide, 58mm deep

Suitable RS485 bus actuator for S_FAM14, jumpers for connection are included



Wireless Repeater Level 1/2

S_FRP14

increases the radio transmission range considerably

- Connection via jumper to the RS485 bus or directly with 12V power supply
- Power supply: 12V DC
- Standby loss: 0.6W
- Repeater functions: level 1 / level 2
- Protocol: EnOcean 868.3 MHz
- Mounting: DIN rail EN 60715 TH35
- Dimensions: 18mm wide, 58mm deep
- Ambient temperature at mounting location: -20°C...+50°C
- Relative humidity: annual average value <75%

Suitable accessory: 12V switching power supply S_FSNT12V




12V Switching Power Supply Unit for DIN rail mounting

S_FSNT12V

- Input voltage: 230V (-20% bis +10%)
- Output voltage: 12V DC
- Residual ripple: +1% (100mV)
- Rated capacity: 12W
- Efficiency: 83%
- Standby loss: 0.2W
- Protection class: II
- Inrush current: 18A/230V
- Overvoltage protection: 140-170%
- Temporary overload protection: 160-200%
- IP protection: IP20
- Mounting: DIN rail EN 60715 TH35
- Dimensions: 18mm wide, 58mm deep
- Operating temperature: -10/+50°C
- Switchable in parallel, number: 2

Ideal for power supply of S_FRP14. At a load exceeding 50 % of the rated capacity, and always if there are adjacent switching power supply units from 12W rated capacity and if there are dimmers, a ventilation clearance of half module must be maintained on both sides by using the spacers S_DS14.



About Us

Control Units

→ Contact Blocks

Panel Mount Jacks

Bus Technology



Enclosures

Terminal Blocks

Pedal Switches

Limit Switches

Type Index

Illustration	Description	Type
	External Antenna with magnet base 2.5 m feed line with SMA connector	S_758-910
	Spacer 1/2 modular spacing = 9mm in order to produce and maintain a ventilation clearance in case of very warm modular devices, as e.g. switching power supplies	S_DS14



About Us

Control Units
→ Contact Blocks

Panel Mount Jacks

Bus Technology

Enclosures

Terminal Blocks

Pedal Switches

Limit Switches

Type Index